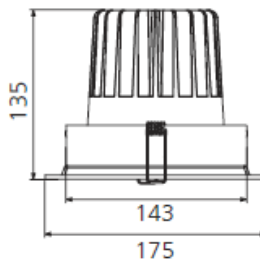
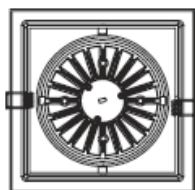




## LANA-DL110365


### 30W RECESSED DOWN LIGHT



### PRODUCT SPECIFICATIONS

Fixture Material	Die-cast aluminum
Fixture Finish	Powder-coated white
Reflector	Polycarbonate with aluminum coating
Glass	Clear glass
Driver	External
Dimmability	Non-Dimmable
Adjustability	30° Tilt
Binning	3 Step MacAdam
Life Span	40,000 hours

LED Chip	CREE COB
Power Consumption	30W
Input Voltage	180~250VAC, 50/60Hz
Operating Temperature	from -20° to 50° C
Color Rendering Index	>80
Driver Protection	Short circuit
Warranty	5 years against manufacturing defects
Agency Approval	CE, RoHS



Power (W)	Available color Temperatures	LED Chip Lumen Efficacy			Power Factor	Available Beam Angles
		3000K	4000K	6000K		
30W	2700K 3000K 4000K 6000K	80lm/W	85lm/W	90lm/W	> 0.9	60°

**Standard option.**

Non-standard products may be subject to MOQ. Contact your regional sales representative for more information.